

PENQUIS DISTRICT:

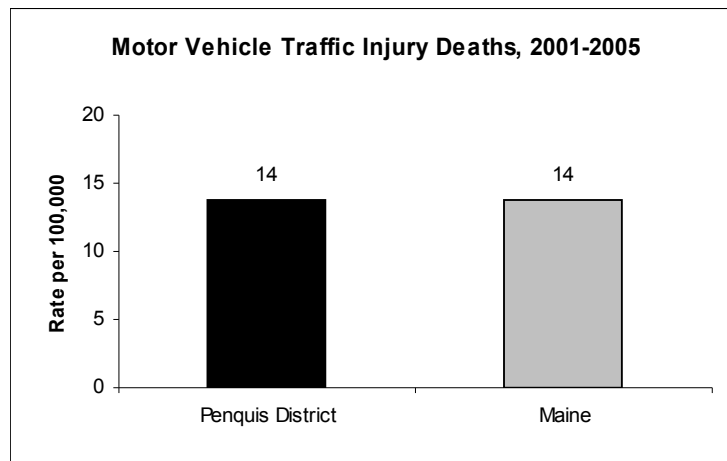
Injury and Violence

Unintentional Injury

Unintentional injuries were the leading cause of death among 1-44 year olds in Maine in 2000-2004, and the 6th leading cause of death among all ages combined. Motor vehicle crashes are the most common cause of unintentional injury deaths in the state.

Unintentional falls were the leading cause of injury hospitalization among Mainers aged 65 and older in 2001-2005. Hip fractures in this age group are usually caused by falls and can result in reduced quality of life or premature death. Hip fracture hospitalizations are a key measure of the problem, and falls can be reduced or prevented.

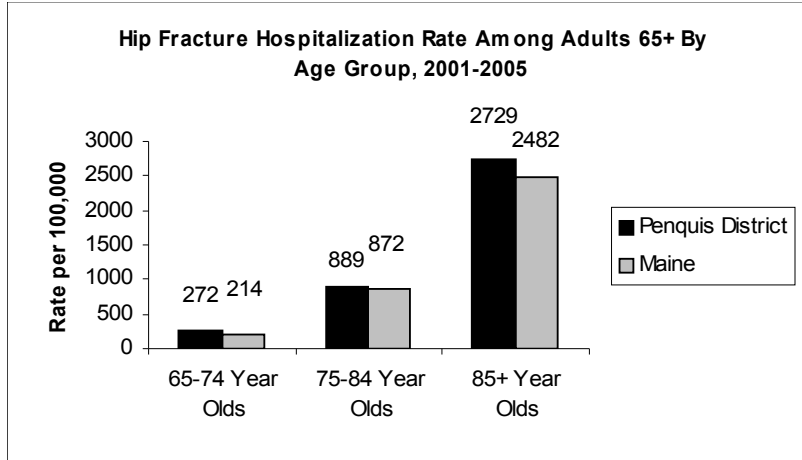
The Maine CDC’s Injury Prevention Program tracks and analyzes injury data and has recently revised the Maine Injury Prevention Plan. Contact the program at www.maine.gov/dhhs/bohdcfh/inj/.



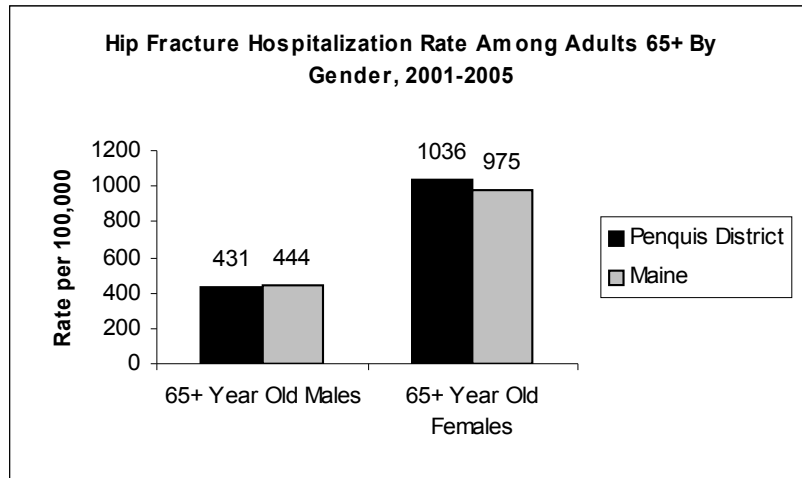
Source: 2001-2005 Maine Office of Data, Research and Vital Statistics; Age-adjusted to 2000 U.S. Standard Population

	Penquis District Number	Penquis District Rate (± Margin of Error)	Maine State Rate (± Margin of Error)
Deaths for Unintentional Injuries Due to Motor Vehicle Traffic Crashes	23.2 (avg. per year)	13.8 (± 2.5) (per 100,000)	13.8 (±0.9) (per 100,000)

Source: 2001-2005 Maine Office of Data, Research and Vital Statistics; Age-adjusted to 2000 U.S. Standard Population
ICD-10 Codes:V30-V39 (.4-.9), V40-V49 (.4-.9), V50-V59 (.4-.9), V60-V69 (.4-.9), V70-V79 (.4-.9), V81.1 V82.1, V83-V86 (.0-.3), V20-V28 (.3-.9), V29 (.4-.9), V12-V14 (.3-.9), V19 (.4-.6), V02-V04 (.1, .9) V09.2, V80 (.3-.5), V87(.0-.8), V89.2



Source: 2001-2005 Maine Hospital Discharge Datasets



Source: 2001-2005 Maine Hospital Discharge Datasets

	Penquis District Number	Penquis District Rate (± Margin of Error) Rate per 100,000	Maine State Rate (± Margin of Error) Rate per 100,000
Hip Fracture Hospitalizations Among 65+ Year Olds – Overall	878	780.6 (±51.6)	751.3 (± 17.5)
65-74 Year Olds	164	272.0 (± 41.6)	214.1 (± 13.1)
75-84 Year Olds	343	888.7 (±94.1)	872.2 (± 31.8)
85+ Year Olds	371	2728.9 (±277.7)	2482.3 (±86.9)
Males	205	431.4 (±59.1)	443.5 (± 20.8)
Females	673	1036.0 (±78.3)	974.6 (± 26.2)

Source: 2001-2005 Maine Hospital Discharge Datasets;

Definition: Discharges from Maine acute care hospitals for which the principal diagnosis is an injury (ICD-9 code 800-909.2, 909.4, 909.9, 910-994.9, 995.5-995.59, or 995.80-995.85) and the principal or secondary diagnosis is a hip fracture (ICD-9 code 820.x).